

Work Planner for Capital Predictor™

Use the power of GIS to manage
capital investment plans



Organizations spend a significant amount of time and effort year after year using spreadsheets, GIS and generic software that is not quite up to the task to develop multi-year capital work plans. Project planners need a more robust tool that works with GIS to enable them to develop projects across predicted years of treatment and multiple asset types, aligning funding sources and numerous phases systematically and efficiently in ArcGIS Pro.

How does it work?

Work Planner for Capital Predictor is an ArcGIS Pro Add-In that enables project planners to select assets and treatments from Capital Predictor's optimized long-term plans on a map and bundle them together into projects. This intuitive project building tool helps planners refine modeling outcomes and apply logic and local knowledge when planning infrastructure projects across multiple asset types within street and utility corridors, such as water, pavement, stormwater and sewer.

Key Benefits



Streamline project planning. Plan projects with more efficiency and transparency by taking optimized long-term outputs and developing short-term capital investment plans (CIP) that balance treatment timings, asset classes and organizational priorities.



Align with stakeholders. Communicate with stakeholders, justify projects and achieve alignment across the organization using interactive data visualization.



The power of GIS. Allow planners with minimal GIS skill to take advantage of the richness of Esri's ArcGIS Pro software to build projects and create powerful visualizations to share with internal and external stakeholders.



A clearer, organized view. See a detailed view of every project and phase, allowing for real-time collaboration between planning stakeholders for maximum efficiency and ROI.



Bring it all together. Bundle projects across multiple funding sources and multiple asset types with an integrated solution for developing multi-year CIP.



Product Features

- **Connects to Capital Predictor** - Seamlessly connect to Capital Predictor simulations and generate GIS time series data representing assets and treatments. Export project plans back to Capital Predictor and run simulations to determine the impact on long-term financial strategies.
- **ArcGIS Pro Add-in** – Take advantage of the GIS ecosystem to build projects in reference to other GIS information, such as master plans and environmental constraints. Data relevant to projects and phases is captured as GIS data and exported to other formats for capital work plans and reports.
- **Interactive Project Builder** – Interactively bundle assets and treatments from Capital Predictor into projects and phases within a rich GIS environment. Override Predictor treatments and costs, move treatments to different years, balance project funding across multiple funding sources, and more.
- **Intuitive Project Insights** – Visualize projects and phases on a tile-based dashboard, drag and drop project cards to balance budgets and prioritize and sequence phases with real-time feedback across funding sources and plan years.
- **Grid View** – Sort, filter and export information quickly to meet reporting and analytics needs across various business intelligence tools.
- **Configurable Settings** – Set up the project workspace with flexible configuration options for funding sources, status values, priority values, project fields and more.
- **Multi-User Support** – Collaborate in project workspaces and see what others are doing in real time as project and GIS data are automatically updated.

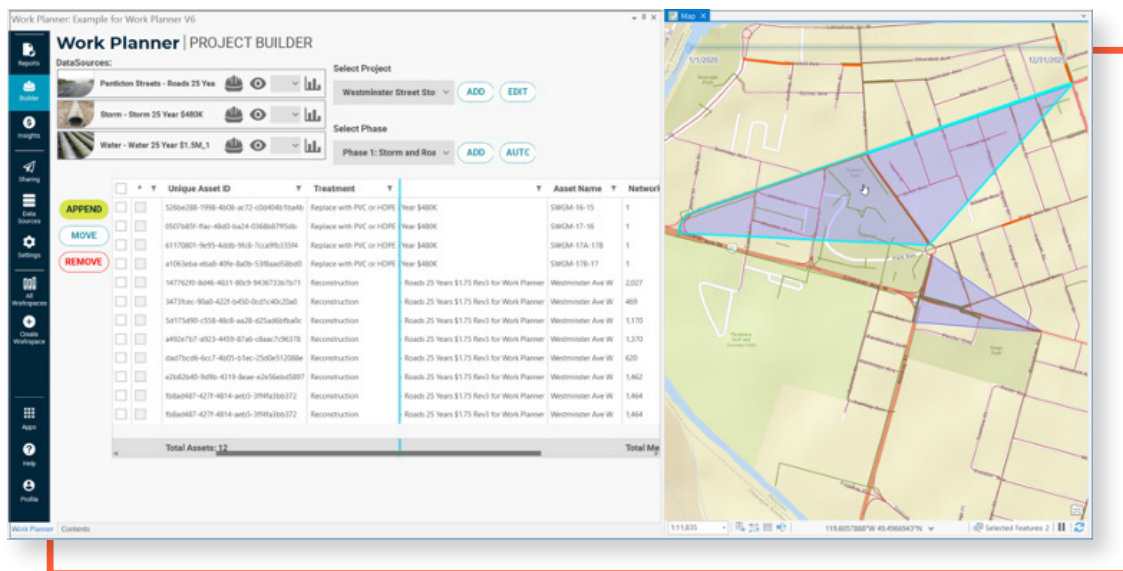


Figure 1. Work Planner / Project Builder

- **Select assets and automatically put them into a project or phase, all interactively within the GIS environment.**

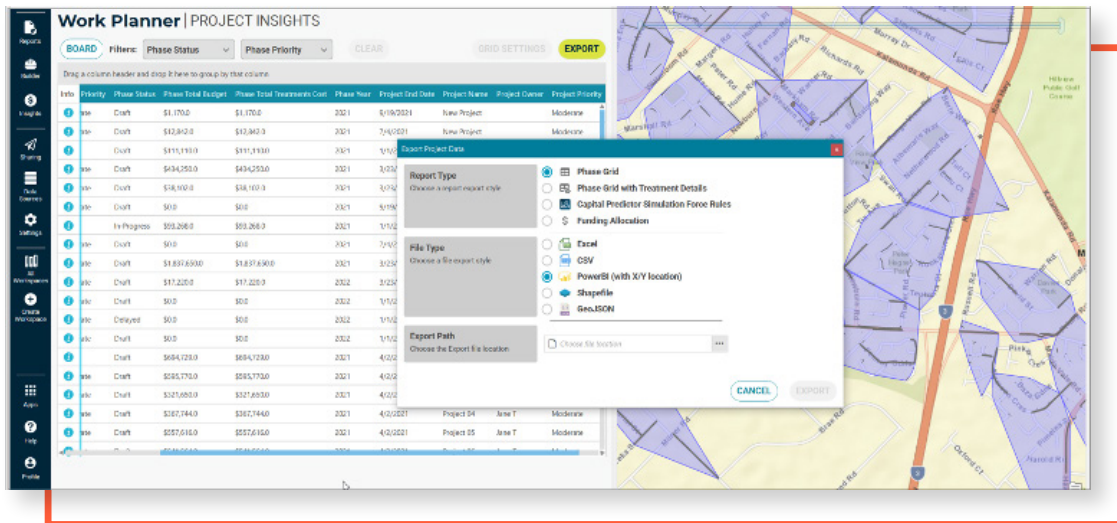


Figure 2. Work Planner / Project Insights

- Flexible and powerful sort, filter and export tools connect Work Planner outputs with various business analytics and reporting systems.

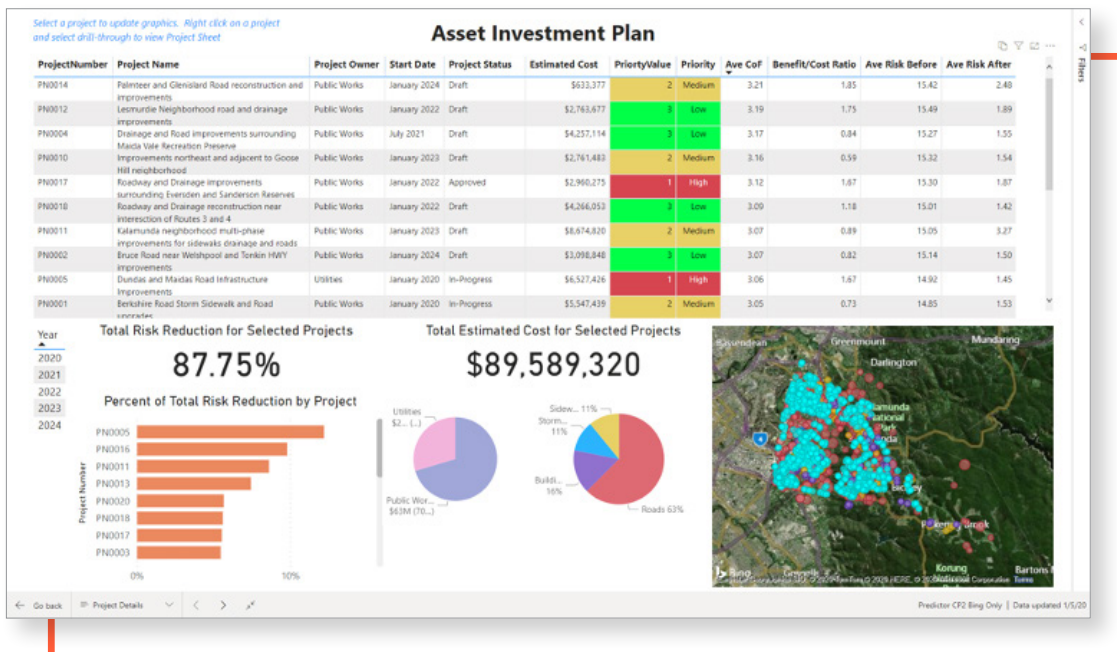


Figure 3. Work Planner / Project Sheet

- Work Planner outputs can be utilized to communicate CIP plans through common BI platforms.



Legendary Client Support

We provide our best service so you can do your best work

At Dude Solutions, our client support is legendary. That's because we're experts at smooth implementations, thorough data migrations, and providing ongoing support via email, phone or chat so you always have someone to talk to.

V1_101320

ABOUT DUDE SOLUTIONS

Dude Solutions is a leading software-as-a-service (SaaS) provider of operations management solutions to education, government, healthcare, senior living, manufacturing and membership-based organizations. For 20 years, Dude Solutions has inspired clients to create better work and better lives. We combine innovative, user-friendly technology with the world's smartest operations engine, empowering operations leaders to transform the most important places in our lives. Today, more than 12,000 organizations use our award-winning software to manage maintenance, assets, energy, IT, events and more. For more information, visit dudesolutions.com.